

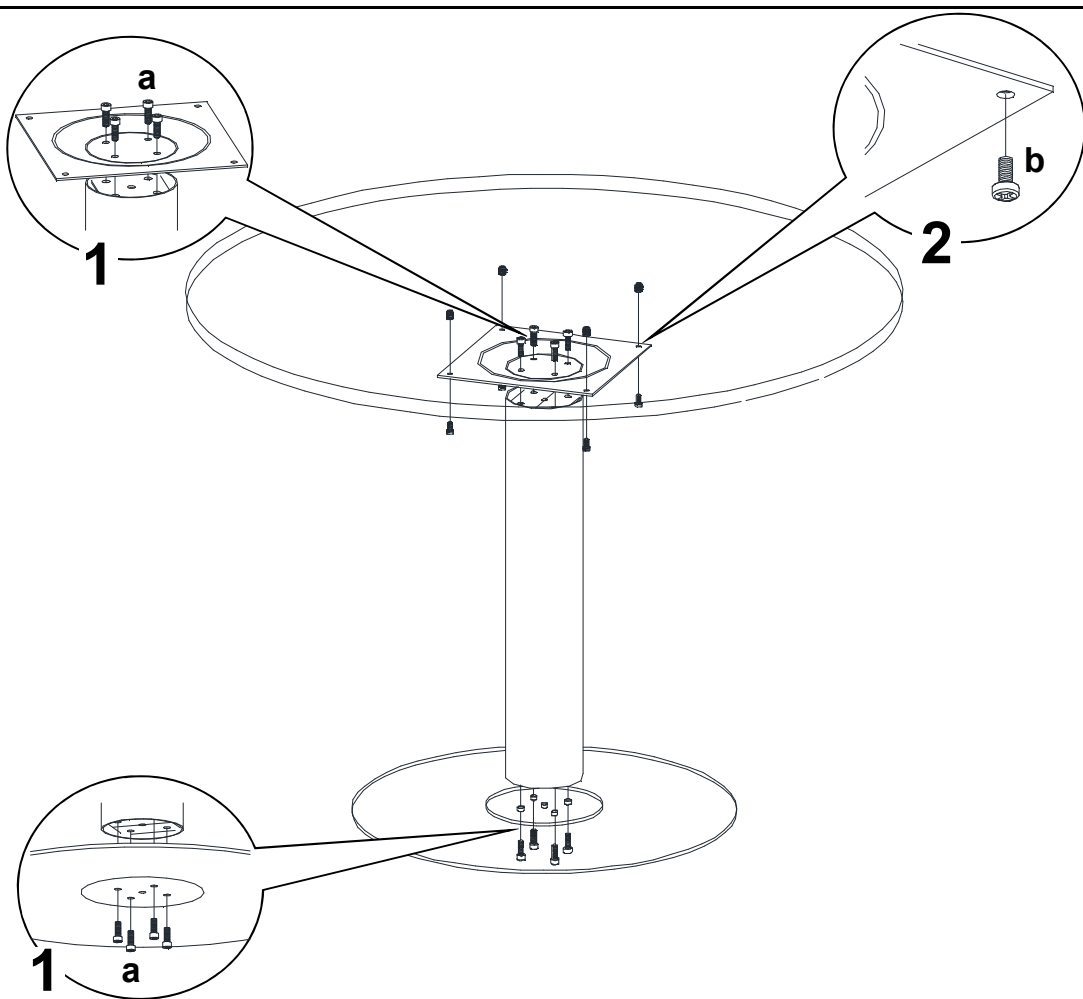
**RASPORED SASTAVLJANJA**

**1 METALNA NOGA**

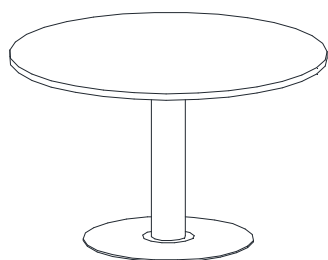
Vijcima pritegnite podnožje stola i gornju ploču za stup stola.

**2 PLOČA STOLA**

Spustite ploču stola na metalnu bazu stola, te pritegnite vijcima.



**SKICA**



**OPIS ARTIKLA**

OKRUGLI KONFERENCIJSKI STOL S METALNOM NOGOM dim:  $\varnothing 110 \times 74$ h cm

**BROJ KUTIJA**

3 kom

**UKUPNI VOLUMEN**

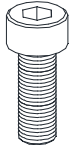
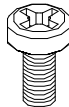


0, \_ m<sup>3</sup>

**UKUPNA TEŽINA**

\_ ,0 kg

**MONTAŽNI MATERIJAL**

**ALAT POTREBAN ZA MONTAŽU**

Količina	8 kom	4 kom					Križni odvijač 2	Imbus vijak 6
Opis	Vijak	Vijak						
Skica								
Oznaka	a	b					