PRAVOKUTNI RADNI STOL S METALNIM NOGAMA
dim: 140x80x74h cm

Artikl: ***15003*** | **Program:** ***TREND METAL***

RASPORED SASTAVLJANJA

1 METALNE NOGE
Spojite metalne noge teleskopskim konzolama.

2 TELESKOPSKE KONZOLE
Spustite radnu ploču stola na metalne noge.
Namjestite dužinu konzole tako da se rupe na nogama poklapaju sa rupama u radnoj ploči, te pritegnite vijke na teleskopskim konzolama da bi ih ukrutuli.

3 RADNA PLOČA
Vijcima spojite radnu ploču za metalne noge.

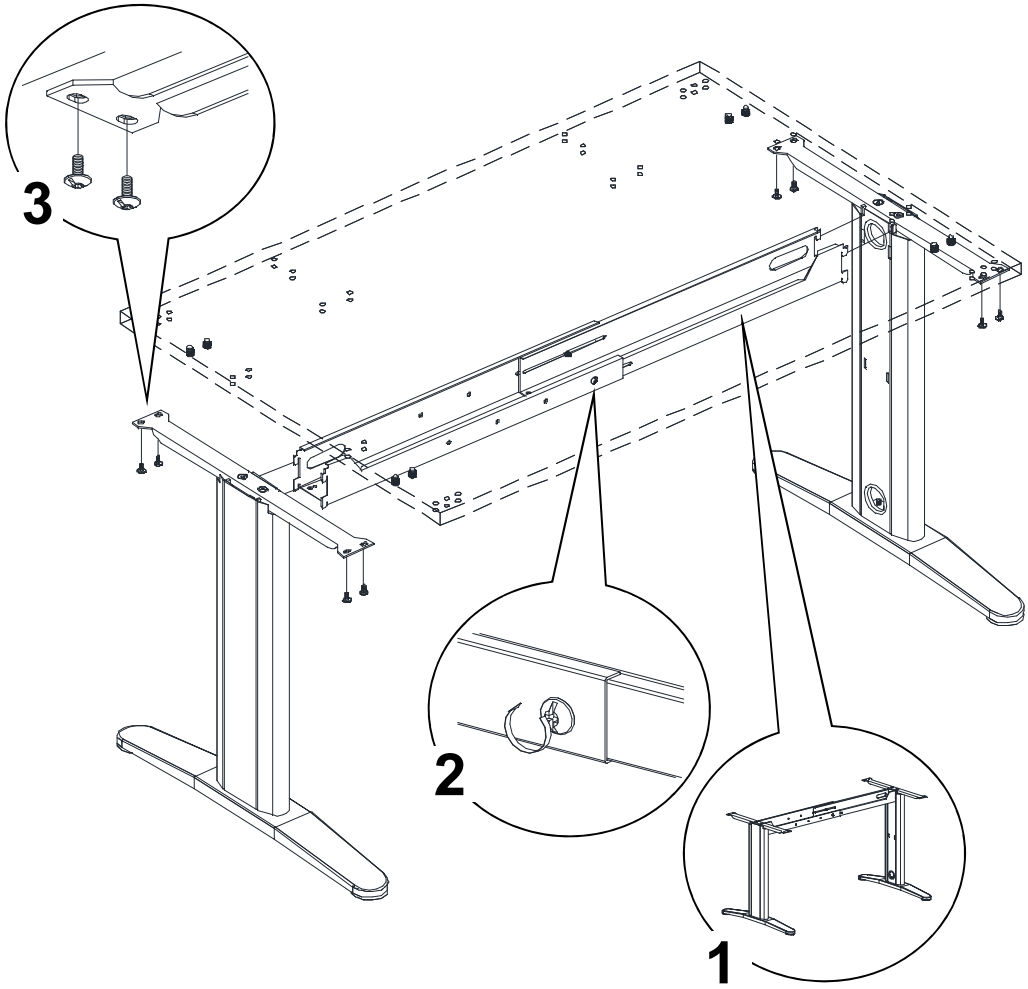

SKICA	*OPIS ARTIKLA*	*BROJ KUTIJA*	*UKUPNI VOLUMEN*	*UKUPNA TEŽINA*
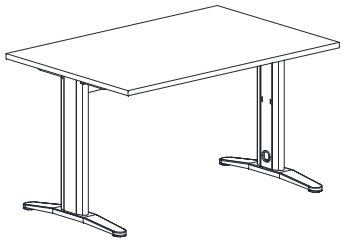	**PRAVOKUTNI RADNI STOL S METALNIM NOGAMA dim: 140x80x74h cm**	**_ kom**	**0,_ m^3**	**_,0 kg**

MONTAŽNI MATERIJAL			*ALAT POTREBAN ZA MONTAŽU*
Količina	**8 kom**		Križni odvijač 2
Opis	Vijak		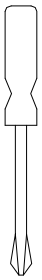
Skica	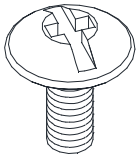		
Oznaka	**a**		⊕